

global solutions :
local support™

Grid Dish Parabolic Antenna 3400 to 3600 MHz Operation

The 3.5GHz parabolic grid directional antennas offered by Laird Technologies utilize a patented parabolic grid design with a patented high performance dipole feed. The antennas are constructed of welded steel wires which are galvanized and then powder coat painted with a light gray epoxy paint. The wire grid semi-parabolic design offers unsurpassed low wind loading while maintaining good RF performance. The compact low visual impact attractive styling blends well in almost any application. Mounting is simplified with the Laird Technologies bracket system made of galvanized steel with stainless steel hardware. The antenna comes with 30" pigtail with choice of N male or N female connector.

Features and Benefits:

- 17dBi, 20dBi and 25dBi models available
- Rugged and weatherproof
- Ultra low wind loading and low visual impact
- Vertical or horizontal polarization

Applications

- 3.5GHz wireless applications
- Point to point backhaul
- Cellular backhails
- Client antennas

For sales information:

Telephone 801-572-3024

E-Mail sales@pacwireless.com

or visit: www.pacwireless.com

Specifications

| Parameter | Model | Min | Typ | Max | Units |
|-----------------------|-------------------------------|----------------|--|---------|-----------|
| Frequency Range | | 3400 | | 3600 | MHz |
| Gain | GD35-17 GD35-20 GD35-25 | | 17 20 25 | | dBi |
| 3dB Beamwidth | GD35-17 GD35-20 GD35-25 | | 13V, 16H 8V, 12H 6V, 7H | | Deg |
| Front to Back | GD35-17 GD35-20 GD35-25 | 14 20 20 | | | dB |
| VSWR | | | 1.5:1 | | |
| Impedance | | | 50 | | OHM |
| Input Power | | | | 100 | W |
| Operating Temperature | | -40 | | +70 | Deg C |
| Pole Size | | 1" (25) | | 2" (50) | In (mm) |
| Weight | GD35-17 GD35-20 GD35-25 | | 4 (1.8) 6 (2.7) 11 (5) | | Lbs. (kg) |
| Dimension (W x L) | GD35-17 GD35-20 GD35-25 | | 12 x 16" (305 x 406) 16.5 x 24" (419 x 610) 28.5 x 36" (724 x 914) | | In (mm) |
| Bracket Tilt | | | 45 | | Deg |

Wind Loading (Lbs)

| Model | Sq. In | 100MPH | 125MPH | 100MPH 1/2" radial ice |
|---------|--------|--------|--------|------------------------|
| GD35-17 | 40 | 10 | 15.6 | 48 |
| GD35-20 | 79 | 20 | 31 | 99 |
| GD35-25 | 163 | 41 | 64 | 257 |

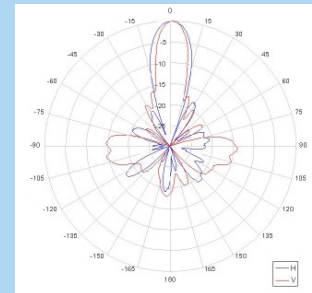
System Ordering:

| | |
|-------------|--|
| GD35-17P-NF | 3400-3600MHz 17dBi grid dish with N female connector |
| GD35-17P-NM | 3400-3600MHz 17dBi grid dish with N male connector |
| GD35-20P-NF | 3400-3600MHz 20dBi grid dish with N female connector |
| GD35-20P-NM | 3400-3600MHz 20dBi grid dish with N male connector |
| GD35-25P-NF | 3400-3600MHz 25dBi grid dish with N female connector |
| GD35-25P-NM | 3400-3600MHz 25dBi grid dish with N male connector |

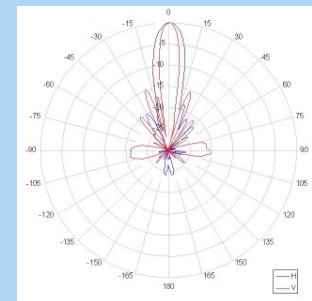
Any information furnished by Laird Technologies and its agents is believed to be accurate and reliable. Responsibility for the use and application of Laird Technologies materials rests with the end user since Laird Technologies and its agents cannot be aware of all potential uses. Laird Technologies makes no warranties as to the fitness, merchantability, or suitability of any Laird Technologies materials or products for any specific or general uses. Laird Technologies shall not be liable for incidental or consequential damages of any kind. All Laird Technologies products are sold pursuant to the Laird Technologies domestic terms and conditions of sale in effect from time to time, a copy of which will be furnished upon request.

Specifications subject to change without notice.

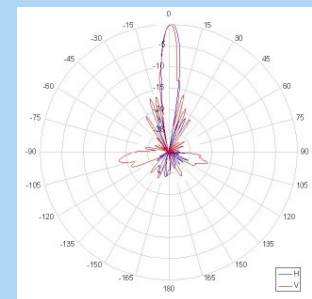
Antenna Patterns



GD35-17



GD35-20



GD35-25

Notes:

- All shipments F.O.B. Schaumburg, IL 60173
- All antennas carry a 2 Year Warranty

